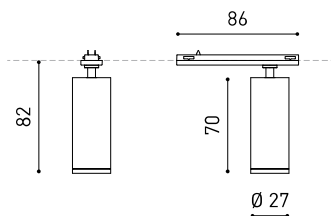




Dimensions



Accessories



HONEYCOMB LOUVER



MINIMAL TRACK OPTIONS

Awards



reddot winner 2020
innovative product
& lighting design



Bronze Delta
ADI Awards 2020



EUROPEAN
PRODUCT
DESIGN
AWARD



WINNER
2020



archiproducts
DESIGN AWARDS
WINNER 2020



PREMIO
ADCV
2022
ORO

PRODUCT

| | |
|-----------|---------------------------------|
| Name | FIT 27 24V 1 SPOT 3500K G |
| Reference | A3990013G |
| Color | Gold |
| RAL | Paint of metallic nanoparticles |
| Category | TRACK LIGHTS |

LIGHT SOURCE

| | |
|-------------------------|------------------|
| Type | LED |
| Gross luminous flux | 470 lm |
| Colour temperature | 3500 K |
| Chromatic stability | MacAdam Step 2 |
| Colour Rendering Index | CRI>90 |
| Power | 4,5 W |
| Efficacy | 104 lm/W |
| LED lifespan | L90B10 >108.000h |
| Energy efficiency class | F |

LIGHTING FIXTURE | PHOTOMETRIC DATA

| | |
|---------------------|-----|
| Lighting efficiency | 84% |
| Light beam angle | 18° |

LIGHTING FIXTURE | ELECTRICAL DATA

| | |
|-----------------------------|-------------|
| Power values of the system | 5,14 W |
| Dimming | DIM options |
| Electrical insulation class | II |

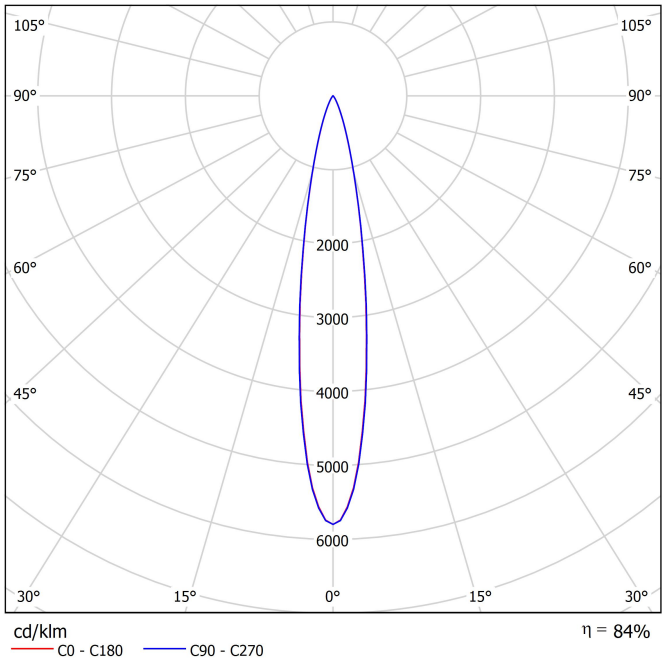
OTHER DATA

| | |
|----------------------|---------------------------|
| Sealing | IP20 |
| Wireless control | Please Consult |
| Swivel angle | 90° |
| Rotation angle | 355° |
| Track type | Minimal Track |
| Weight | 75 g |
| Packaged weight | 115 g |
| Packaging dimensions | 113 x 111 x 32 mm |
| Units per package | 1 |
| Materials | Aluminium / Polycarbonate |

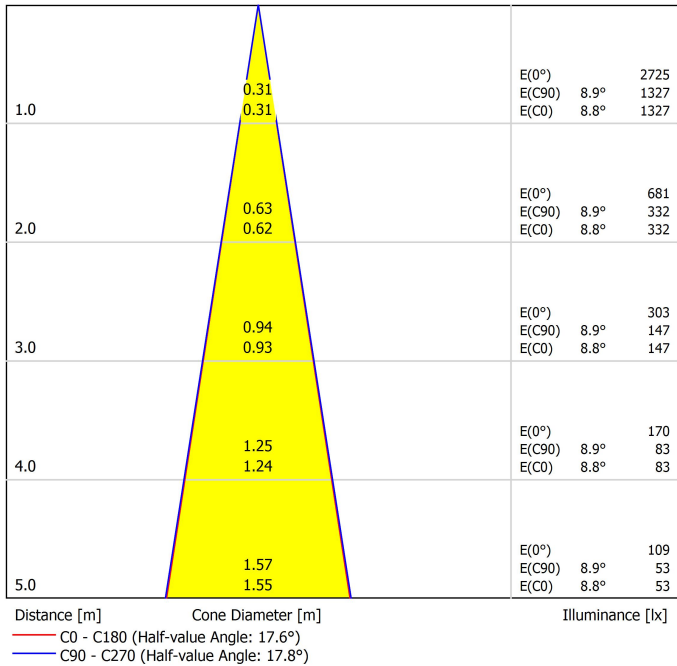


Fit 27 24V is a projector for the Minimal Track system. Cylindrical geometry and essential forms, it stands out for its minimalistic looking and its functionality as it can be orientated in any direction. The black perimeter around its mouth highlights its anti-glare vocation.

Polar diagram



Conical diagram



Installation guide



<https://youtu.be/KnedJbKp7oo>



| PRODUCT | |
|----------------------|-----------------------------|
| Model | Anti-glare Honeycomb Louver |
| Reference | A3990000 |
| Category | Accessories |
| NOT SOLD SEPARATELY. | |



Anti-glare Honeycomb Louver

Accessory featuring a honeycomb structure designed to control the light beam, reduce glare, and prevent direct exposure to the light source.

Minimal Track

ARKOSLIGHT

Minimal Track is a 24V low-voltage lighting system designed to create minimalist and highly configurable installations. On this page, you'll find the necessary components to configure your surface-mounted system.



Or use our online configurator to design your own custom product layout. The tool will guide you through the process and automatically calculate the required drivers and accessories. [Start your configuration →](#)



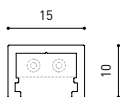
Track & accessories - Surface mounting

Configure the shape of your track, add end caps and the required accessories, and finish the setup with the conductive strip (rubber cable).

MINIMAL TRACK 24V

Profile 2m

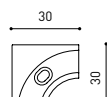
A384-02-00- | N | WT |



Corner 90° 1 Plane

A384-00-02- | N | WT |

Cable length = 35mm.



End Cap

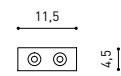
A384-00-05- | N | WT |



Rubber Cable n x 1m

A384-00-01- | N |

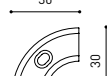
n = Total length of System



Corner 90° 1 Plane Rounded

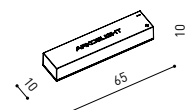
A384-00-03- | N | WT |

Cable length = 35mm.



Connection Box

A384-00-06- | N | WT |

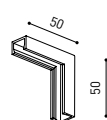


24V | Max. 4A | III

Corner 90° 2 Planes




A384-00-04- | N | WT |

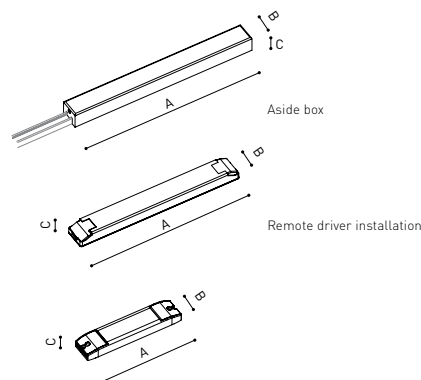
Cable length = 100mm.



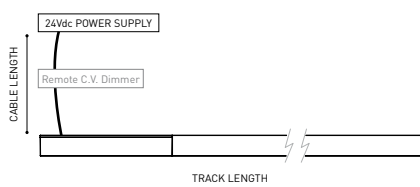
Power Supply

Select your power supply, include a dimmer if needed, and explore the installation diagrams provided.

| | | | P | V | D [A x B x C] |
|--|---|-----------------------|-------------|-----|------------------|
| MINIMAL TRACK 24V Power Supply Box |  | A384-00-07- NT WT | 40W | 24V | 280 x 30 x 24mm |
| | | A384-00-08- NT WT | 100W | 24V | 280 x 30 x 24mm |
| MINIMAL TRACK 24V Remote Power Supply |  | 0434-01-37 | 60W | 24V | 180 x 52 x 30mm |
| | | 0433-10-22 | 100W | 24V | 295 x 43 x 30mm |
| 220 V~ 240 | | | | | |
| MINIMAL TRACK 24V Remote Constant Voltage Dimmer  | 0433-01-32 | | DALI / Push | 24V | 181 x 42 x 20mm |
| | 0433-01-35 | | CASAMBI | 24V | 72,6 x 30 x 18mm |
| 24V other DIM options please consult | | | | | |



Connection diagram:



DROP VOLTAGE TABLE

| | | CABLE LENGTH (m) | | | |
|-----------|---------------------|------------------|-----|-----|-----|
| | | <5 | <10 | <20 | <30 |
| POWER (W) | CABLE SECTION (mm²) | TRACK LENGTH (m) | | | |
| | | | | | |
| 40 | 0,75 | 30 | 30 | 30 | 30 |
| | 1,5 | 30 | 30 | 30 | 30 |
| 60 | 0,75 | 30 | 30 | 20 | 10 |
| | 1,5 | 30 | 30 | 30 | 20 |
| 100 | 0,75 | 20 | 10 | X | X |
| | 1,5 | 20 | 20 | 10 | X |




CONNECTION BOX /
POWER SUPPLY BOX

MINIMAL TRACK 24V PROFILE 2m

MINIMAL TRACK 24V PROFILE 2m

MINIMAL TRACK 24V PROFILE 2m

END CAP



BLACK RUBBER CABLE

n = TRACK LENGTH

COLOUR | NT ■ RAL 9005 | WT □ RAL 9016 | N ■ RAL 9005 |

INSTALLATION GUIDE
<https://youtu.be/KnedJbKp7oo>



Calle N, s/n - Pol. Ind. El Olival
46394 Ribarroja del Turia-Valencia (Spain)
info@arkoslight.com - www.arkoslight.com



Minimal Track

ARKOSLIGHT

Minimal Track is a 24V low-voltage lighting system designed to create minimalist and highly configurable installations. On this page, you'll find the necessary components to configure your trimless-mounted system.



Or use our online configurator to design your own custom product layout. The tool will guide you through the process and automatically calculate the required drivers and accessories. [Start your configuration →](#)



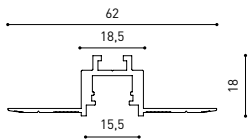
Track & accessories - Trimless mounting

Configure the shape of your track, add end caps and the required accessories, and finish the setup with the conductive strip (rubber cable).

MINIMAL TRACK 24V

Trimless Profile 2m

A467-02-00- | N |



Trimless Rubber Cable n x 1m

A467-00-01- | N |

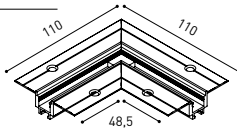
n = Total length of System

24V | Max. 4A | III

Trimless Corner 90° 1 Plane

A467-00-02- | N |

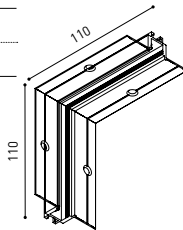
Cable length = 140mm.



Trimless Corner 90° 2 Planes

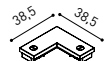
A467-00-04- | N |

Cable length = 200mm.



Trim. Corner 90° 1 Plane Conne.

A467-00-03- | N |



Trimless End Caps

A467-00-05- | N |

Two End Caps Included



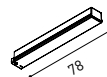
Trimless Straight Joiner

A467-00-06



Trimless Connection Box

A467-00-07- | N |



Power Supply

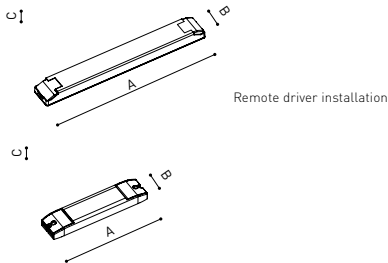
Select your power supply, include a dimmer if needed, and explore the installation diagrams provided.

| | | P | V | D (A x B x C) |
|---------------------|-------------------|------|-----|-----------------|
| MINIMAL TRACK 24V | 0434-01-37 | 60W | 24V | 180 x 52 x 30mm |
| Remote Power Supply | NO DIM 0433-10-22 | 100W | 24V | 295 x 43 x 30mm |

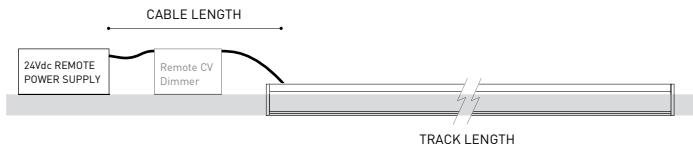
220 V~
240

| | | | | |
|--------------------------------|------------|-------------|-----|------------------|
| MINIMAL TRACK 24V | 0433-01-32 | DALI / Push | 24V | 181 x 42 x 20mm |
| Remote Constant Voltage Dimmer | 0433-01-35 | CASAMBI | 24V | 72,6 x 30 x 18mm |

24V | other DIM options please consult




Connection diagram:



DROP VOLTAGE TABLE

| POWER (W) | CABLE SECTION (mm²) | CABLE LENGTH (m) | | | |
|-----------|---------------------|------------------|-----|-----|-----|
| | | <5 | <10 | <20 | <30 |
| 40 | 0,75 | 30 | 30 | 30 | 30 |
| | 1,5 | 30 | 30 | 30 | 30 |
| 60 | 0,75 | 30 | 30 | 20 | 10 |
| | 1,5 | 30 | 30 | 30 | 20 |
| 100 | 0,75 | 20 | 10 | X | X |
| | 1,5 | 20 | 20 | 10 | X |

Reduce 5 meters per each 'Corner 90° 1 Plane CONNECTOR' used.



COLOUR | NT ■ RAL 9005 | WT □ RAL 9016 | N ■ RAL 9005 |

INSTALLATION GUIDE
<https://youtu.be/KnedJbKp70o>



Calle N, s/n - Pol. Ind. El Oliveral
46394 Ribarroja del Turia-Valencia (Spain)
info@arkoslight.com - www.arkoslight.com



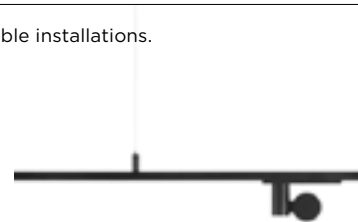
Minimal Track

ARKOSLIGHT

Minimal Track is a 24V low-voltage lighting system designed to create minimalist and highly configurable installations. On this page, you'll find the necessary components to configure your suspension-mounted system.



Or use our online configurator to design your own custom product layout. The tool will guide you through the process and automatically calculate the required drivers and accessories. [Start your configuration →](#)



Track & accessories - Suspension mounting

Configure the shape of your track, add end caps and the required accessories, and finish the setup with the conductive strip (rubber cable).

MINIMAL TRACK 24V Suspension

Profile 2m

A384-02-00- | N | WT |

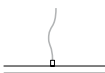
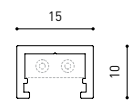
Profile 2m Initial feed kit

A400-02-10- | N | WT |

Profile 2m Middle feed kit*

A400-02-20- | N | WT |

* Unidirectional Middle Feed.



Rubber Cable n x 1m

A384-00-01- | N |

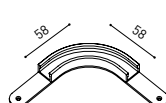
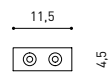
n = Total length of System

24V | Max. 4A | III

Corner 90°

A400-00-03- | N | WT |

Cable length = 85mm.



Suspension Straight Joiner

A400-00-02- | N | WT |

Suspension Kit

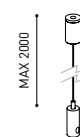
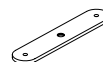
A400-02-04- | N | WT |

Max distance between suspension kits = 100 cm.

Suspension End Caps



A400-00-05- | N | WT |

Two End Caps Included.



Power Supply

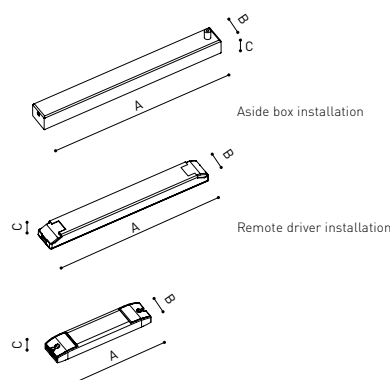
Select your power supply, include a dimmer if needed, and explore the installation diagrams provided.

| | | | P | V | D [A x B x C] |
|--|---|-----------------------|------|-----|-----------------|
| MINIMAL TRACK 24V Susp Power Supply Box |  | A400-00-06- NT WT | 40W | 24V | 280 x 30 x 36mm |
| | | A400-00-07- NT WT | 100W | 24V | 280 x 30 x 36mm |
| MINIMAL TRACK 24V Remote Power Supply |  | 0434-01-37 | 60W | 24V | 180 x 52 x 30mm |
| | | 0433-10-22 | 100W | 24V | 295 x 43 x 30mm |

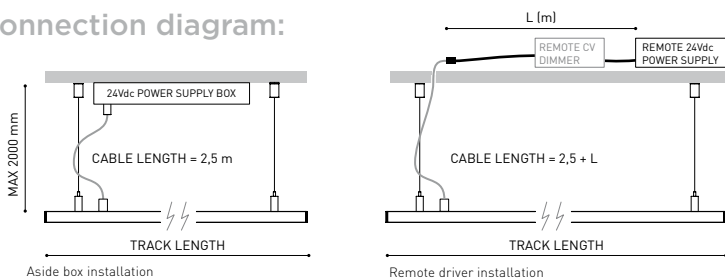
220 V~
240

| | | | | |
|--|------------|-------------|-----|------------------|
| MINIMAL TRACK 24V Remote Constant Voltage Dimmer | 0433-01-32 | DALI / Push | 24V | 181 x 42 x 20mm |
| | 0433-01-35 | CASAMBI | 24V | 72,6 x 30 x 18mm |

24V | other DIM options please consult

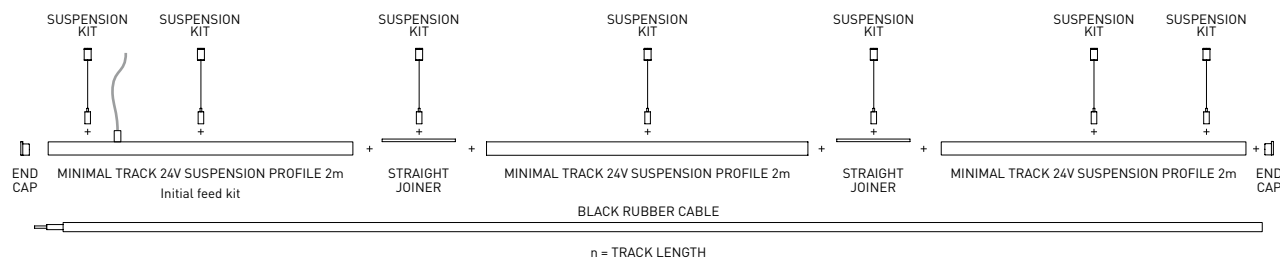


Connection diagram:



DROP VOLTAGE TABLE

| POWER (W) | CABLE SECTION (mm²) | CABLE LENGTH (m) | | | |
|-----------|---------------------|------------------|-----|-----|-----|
| | | <5 | <10 | <20 | <30 |
| 40 | 0,75 | 30 | 30 | 30 | 30 |
| | 1,5 | 30 | 30 | 30 | 30 |
| 60 | 0,75 | 30 | 30 | 20 | 10 |
| | 1,5 | 30 | 30 | 30 | 20 |
| 100 | 0,75 | 20 | 10 | X | X |
| | 1,5 | 20 | 20 | 10 | X |



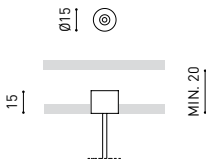
COLOUR | NT ■ RAL 9005 | WT □ RAL 9016 | N ■ RAL 9005 |



| PRODUCT | |
|-----------|--|
| Model | Coaxial Trimless |
| Reference | A023-00-03- W N |
| Colour | W <input type="checkbox"/> RAL 9016 N <input checked="" type="checkbox"/> RAL 9005 |
| Category | Accessories |



Dimmensional drawing



Accessory for trimless cable

Wire Trimless Accessory is a collection of accessories for fitting tensioners and cables to Arkoslight luminaires suspended directly from the ceiling with any visible ceiling rose or fixings. This achieves a minimalist application with a visually tidy finish.

With Wire Trimless Accessory the items adjacent to the ceiling of the standard product (ceiling roses, fixings, driver boxes, etc.) are concealed by a simple recessed application.

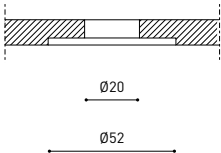
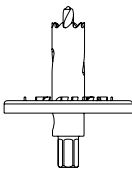
Wire Trimless Accessory reduces the visual impact of the installation leading to extremely minimalist aesthetics. The wires come out of the ceiling material as a part of the structure. This detail creates a much purer, more essential layout, particular when several luminaires are fitted in an arrangement.

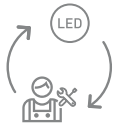


INSTALLATION GUIDE
https://youtu.be/sa_xAgj4ji4



| PRODUCT | |
|-----------|-----------------------------------|
| Model | Trimless Tool D20 X D52 MM |
| Reference | A478-00-01 |
| Category | Accessories |





Fuente de luz (LED) reemplazable por un profesional autorizado

Replaceable (LED only) light source by an authorized professional.

Source lumineuse (LED) remplaçable par un professionnel agréé

Sorgente luminosa (LED) sostituibile da parte di un professionista autorizzato

Austauschbare (LED) Lichtquelle durch einen autorisierten Fachmann



Equipo de control reemplazable por un profesional autorizado

Replaceable control gear by an authorized professional

Dispositif de commande remplaçable par un professionnel agréé

Alimentatore sostituibile da parte di un professionista autorizzato

Auswechselbares Betriebsgerät durch autorisierten Fachmann

Instrucciones para el final de vida y la eliminación de los componentes:

Instructions on end-of-life and component disposal:

Instructions pour la gestion des composants en fin de vie et leur mise au rebut :

Istruzioni per il fine vita e lo smaltimento dei componenti:

Anweisungen zur entsorgung der Leuchtenkomponenten:



Interrumpir la alimentación del aparato
Cut the power supply to the luminaire
Couper l'alimentation du luminaire
Interrompere l'alimentazione dell'apparecchio
Stromversorgung der Leuchte unterbrechen



Quitar la(s) fuente(s) de luz para el desecho
Remove light source(s) for disposal
Retirer la (les) source(s) lumineuse(s) pour l'élimination
Rimuovere la/le sorgente/e di luce per lo smaltimento
Lichtquelle(n) zur Entsorgung entfernen



Quitar la batería para el desecho
Remove the battery for decommissioning
Retirer la batterie pour sa mise au rebut
Rimuovere la batteria per la dismissione
Die Batterie ordnungsgemäß entsorgen



Quitar el equipo de control para el desecho
Remove control gear for disposal
Retirer le dispositif de commande pour l'élimination
Rimuovere l'alimentatore per lo smaltimento
Betriebsgerät zur Entsorgung ausbauen

Enviar los materiales a un centro de recogida RAEE
Send the materials to a WEEE collection centre
Envoyer les matériaux dans une déchetterie DEEE
Inviare i materiali ad un centro di raccolta RAEE
Die Materialien in einem WEEE-Zentrum entsorgen

